

## 6FM200P-X(6FM200LP-X) 12V 200Ah(10hr)

The rechargeable batteries are lead-lead dioxide systems. The dilute sulfuric acid electrolyte is absorbed by separators and plates and thus immobilized. Should the battery be accidentally overcharged producing hydrogen and oxygen, special one-way valves allow the gases to escape thus avoiding excessive pressure build-up. Otherwise, the battery is completely sealed and is, therefore, maintenance-free, leak proof and usable in any position.

### Battery Construction

Component	Positive plate	Negative plate	Container	Cover	Safety valve	Terminal	Separator	Electrolyte
Raw material	Lead dioxide	Lead	ABS	ABS	Rubber	Copper	Fiberglass	Sulfuric acid

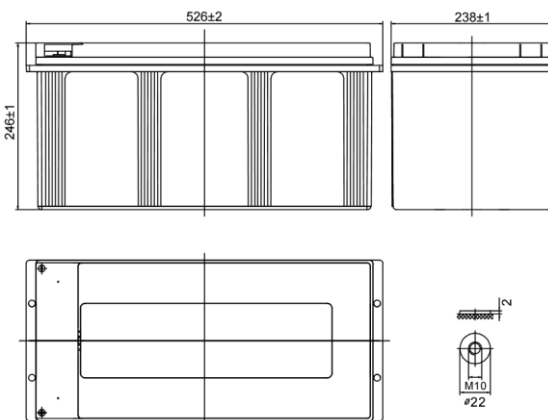
### General Features

- Advanced pure lead technology.
- Longer float & cycle life, longer warranty.
- Stronger discharge performance.
- Special design to avoid thermal runaway.
- 4-fold terminal sealing to avoid leaking.
- Excellent consistency and reliability.
- Can be mounted in any orientation.
- Maintenance-free operation.
- Low self discharge.
- Case and cover available in both standard and flame retardant ABS.

### Dimensions and Weight

Length(mm / inch)	526 / 20.71
Width(mm / inch)	238 / 9.37
Height(mm / inch)	246 / 9.69
Total Height(mm / inch)	246 / 9.69
Approx. Weight(Kg / lbs)	59.5 / 131.2

\* Weight deviation:  $\pm 3\%$



### Performance Characteristics

Nominal Voltage	12V
Number of cell	6
Design Life	10 years
Nominal Capacity 77°F(25°C)	
10 hour rate (20.0A, 10.8V)	200Ah
5 hour rate (36.0A, 10.5V)	180Ah
1 hour rate (124A, 9.6V)	124Ah
Internal Resistance	
Fully Charged battery 77°F(25°C)	$\leq 4.0\text{m}\Omega$
Self-Discharge	
3% of capacity declined per month at 20°C(average)	
Operating Temperature Range	
Discharge	-20~60°C
Charge	-10~60°C
Storage	-20~60°C
Max. Discharge Current 77°F(25°C)	1000A(5s)
Short Circuit Current	4300A
Charge Methods: Constant Voltage Charge 77°F(25°C)	
Cycle use	2.40-2.45VPC
Maximum charging current	60A
Temperature compensation	-30mV/°C
Standby use	2.20-2.30VPC
Temperature compensation	-20mV/°C

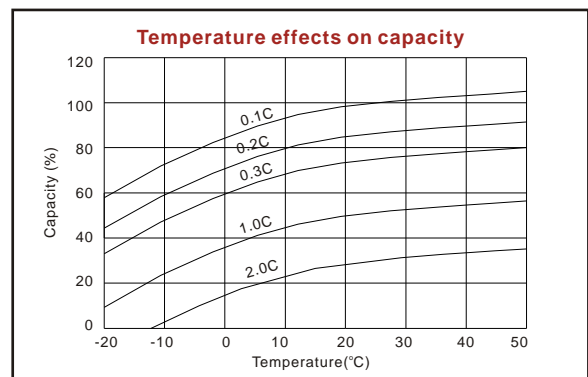
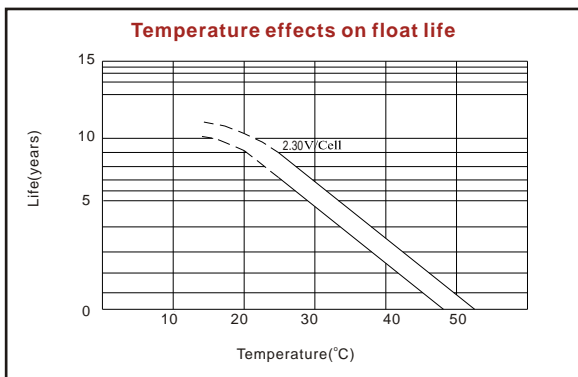
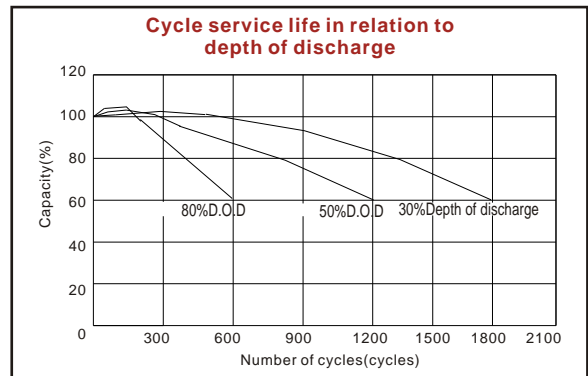
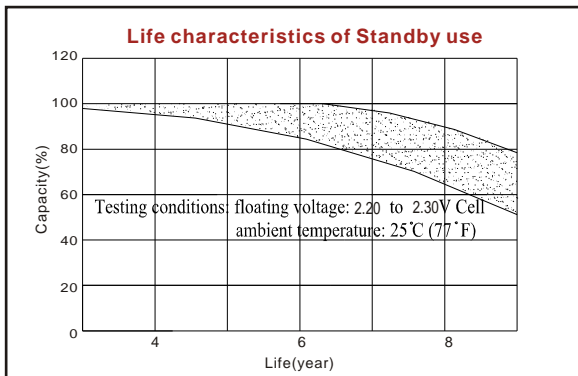
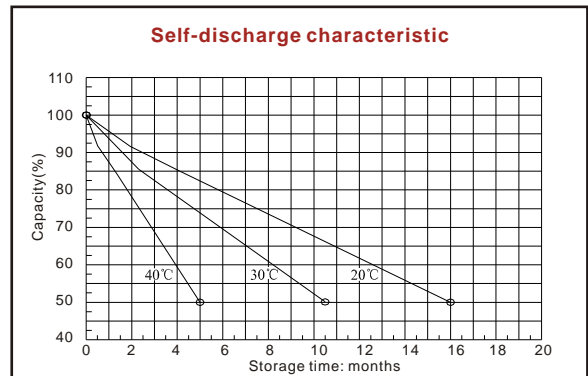
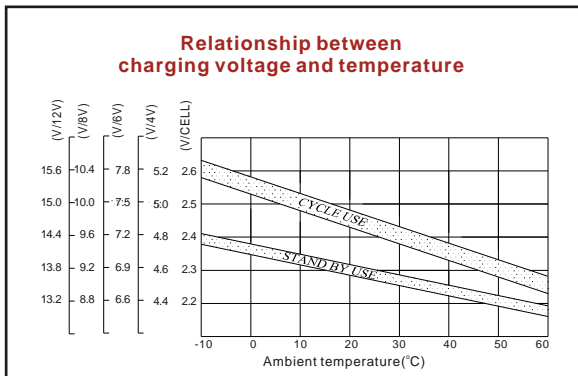
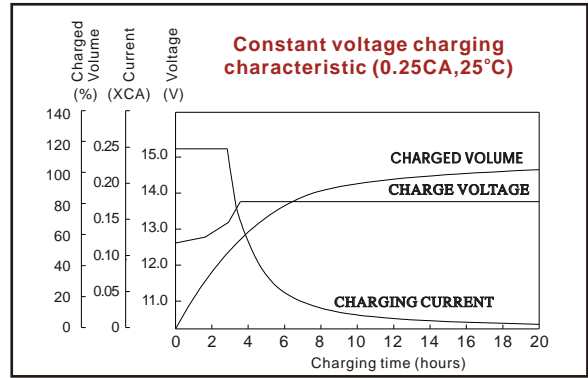
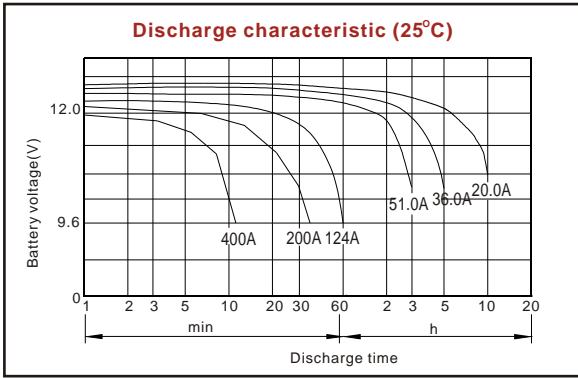
### Discharge Constant Current (Amperes at 77°F25°C)

End Point Volts/Cell	5min	10min	15min	30min	45min	1h	3h	5h	10h
1.60V	564	440	360	220	159	124	57.6	38.2	20.4
1.65V	513	419	350	212	153	120	55.6	37.2	20.3
1.70V	482	400	337	206	149	117	55.0	36.6	20.2
1.75V	461	382	319	200	145	114	53.4	36.0	20.1
1.80V	428	331	269	187	140	110	51.0	35.4	20.0

### Discharge Constant Power (Watts at 77°F25°C)

End Point Volts/Cell	5min	10min	15min	30min	45min	1h	3h	5h	10h
1.60V	920	756	625	402	294	230	109	73.0	40.2
1.65V	899	729	604	390	286	225	107	72.0	39.2
1.70V	857	704	586	382	279	221	105	71.2	38.4
1.75V	813	679	578	372	274	217	101	70.2	37.6
1.80V	774	644	554	364	270	215	98.0	69.3	36.7

(Note)The above characteristics data are average values obtained within three charge/discharge cycles not the minimum values.



ISO9001:2000

MH25860

G4M19906-9202-E-16

[www.vision-batt.com](http://www.vision-batt.com)

**Shenzhen Center Power Tech. Co., Ltd.**  
Center Power Industrial Park, Tongfu Industrial District Dapeng Town, 518120 Shenzhen, China  
Tel: (+86-755) 8431 8088 Fax: (+86-755) 8431 8038 E-mail: sales@vision-batt.com